

FRAMES

Rahmenübersicht

Rahmenübersicht



MOUNTEK

Weinstetter Straße 1 | D-72474 Winterlingen
Tel.: +49 (0)7577 9313 0 | Fax: +49 (0) 7577 9313 13
info@mouuntek.de | www.mouuntek.de

Tajima Industries Ltd.

19-22, Shirakabe 3-chome, Higashi-ku Nagoya 461-0011 JAPAN
Tel:81-52-932-3444, 3445 Fax:81-52-932-2457, 3449
<http://www.tajima.com>

**Tokai Industrial
Sewing Machine Co.,Ltd.**

No.1800 Ushiyama-cho, Kasugai Aichi-pre. 486-0901 JAPAN
Tel:81-568-33-1161 Fax:81-568-33-1191

11-2
Sock Frame Goods

Sock Frame : SHE-O(A)



1 set of Twin Frame
 SHE-1 (Adult-use)
 SHE-2 (Child-use)

1 set of Single Frame
 SHE-1A (Adult-use)
 SHE-2A (Child-use)

Sock Frame : SHE-O(A)				
Item No.	Part No.	(b)		
SHE-1A	936100100T00	61		
SHE-2A	936100400T00	51		
SHE-1	936100300T00	61		
SHE-2	936100600T00	51		
	936100200T00	85 Adult		
	936100500T00	85 Child		

Sock Gauge : SGE-O



SGE-1 (Adult-use)
 SGE-2 (Child-use)

Note : This gauge applies to both types of
 Double-use and Single-use.

Sock Gauge : SGE-O				
Item No.	Part No.	(b)		
SGE-1	936500200A00	71		
SGE-2	936500100000	61		

Cradle : SHB-O



SHB-1

SHB-2

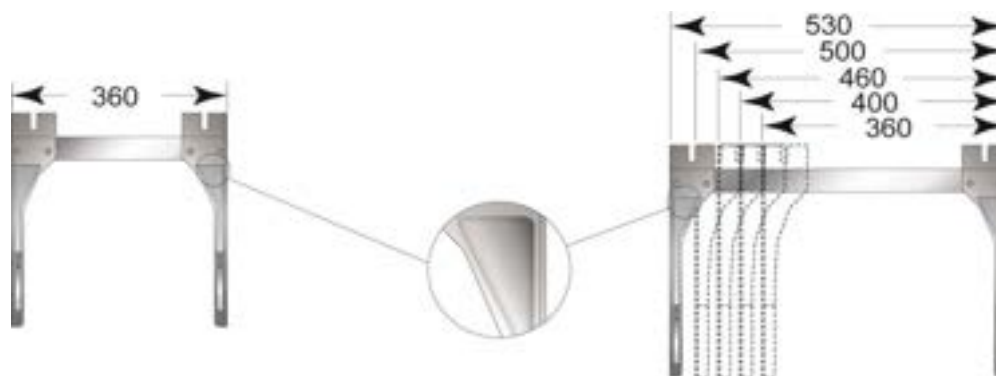
Cradle : SHB-O				
Item No.	Part No.	Remarks		
SHB-1	936200100T00	Including Spacers, Rollers, Plate, Springs and Screws.		
SHB-2	936200200T00			

Note : As for the items with *, please specify Model Name & M/No. when you place an order.

12-1
Tubular Frame Goods

Tubular Arm for Uni-Type : TSU-OOOD

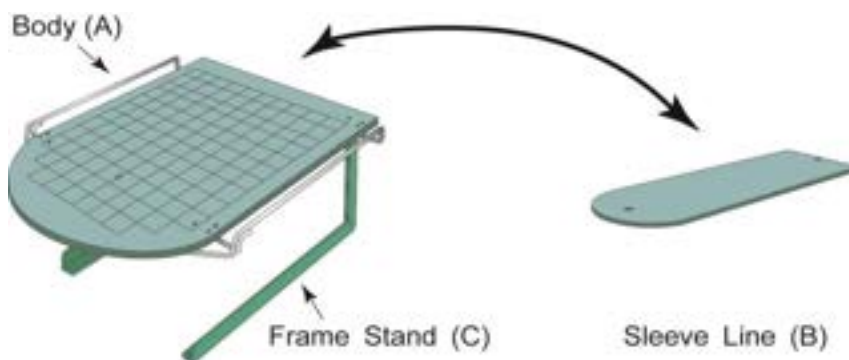
Tubular Arm for Uni-Type : TSU2-OOO



Tubular Arm for Uni-Type : TSU2-OOO {TMAR-VC/TFMX-IIC} M/C Emb-space (Y)=450mm *				
Item No.	Part No.	Remarks		
TSU2 - 360	0G3140260A00			
- 500	0G3140290A00			

As for the items with * , Please specify Model Name & M/No. when you place an order.

Tubular Base Gauge : TGH2-O



Tubular Base Gauge : TGH2-O				
Item No.	Part No.	Description		
TGH2 - 1	UG410000011	Gauge Body / Set Price (A+B+C)		
TGH2 - 2	UG410000011	Gauge Body / Set Price (A+B+C)		
TGH2 - for TWMX-C	UG410000041	Gauge Body / Set Price (A+B+C)		

TGH2-1 : X=275, 360, 400, 460mm

TGH2-2 : X=500mm~

12-2
Tubular Frame Goods

Tubular Gauge : TG



Type-A



Type-B




Type-C

Tubular Gauge : TG					
Type	Item No.	Part No.	Description		
A	TG - 70	933300100000			
	- 90	933300200000			
	- 120	933300300000			
	- 150	933300400000			
	- 180	933300500000			
	- 210	933300600000			
B	TG - 200x115	933300700000			
	- 240x240	933300800000			
	- 260x335	933300900011			
	- 335x335	933301000011			
	- 335x329	933301100000			
	- 340x310	933301300000			
	- 335x453	933301200000			
	- 380x310	933301400000			
	- 413x239	933301500000			
	- 413x342	933301600000			
	- 450x230	933301800000			
	- 475x320	933301900000			
	- 450x395	933302000000			
	- 475x310	933302500000			
C	TG - 413x467	933301700000			
	- 475x410	933302600000			
	- 475x450	933302700000			
	- 475x480	933302800000			
	- 575x410	933302900000			

12-3
Tubular Frame Goods

Tubular Goods Frame : TFA

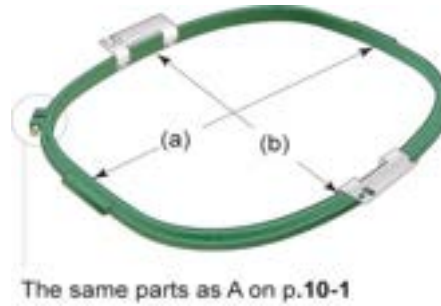
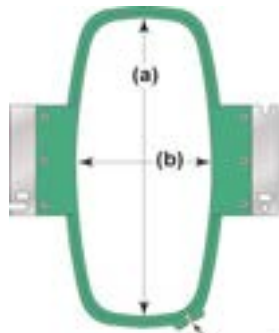


The same part as No.2 on p.8-1

Tubular Goods Frame : TFA : 360P						
Item No.	Part No.	Description	Inner Size (a)	Inner Height (mm)		
TFA:70	933100239A14		58	21		
TFA:90	933100439A14		78	21		
TFA:120	933100639A14		110	21		
TFA:150	933100839A14		136	21		
TFA:180	933101039A14		166	21		
TFA:210	933101239A14		196	21		

Tubular Frame Goods

Tubular Goods Frame : TFA & TFA2



Tubular Goods Frame : TFA & TFA2

Item No.	Part No.	M/C Emb-Space (X)	Inner Size(a) × (b)	Inner Height (mm)		
TFA :210*120	933200239A23	360	190 x 102	21		
TFA :255*160	933204939A11	360	240 x 143	10		
TFA :255*255	933200339A23	360	228 x 228	21		
TFA :260*335	933200539A22	360	236 x 309	10		
TFA2:335*453	933203450A12	500	300 x 423	21		
TFA2:338*338	933206700A01	360	310 x 310	10		
TFA :395*325	933203639A11	360	360 x 290	10		
TFA2:413*239	933203939A12	360	378 x 209	21		
TFA2:413*342	933204439A12	360	380 x 314	10		
TFA2:413*467	933204750A12	500	380 x 435	21		
TFA2:610*625	933206500A13	550	580 x 600	21		

Note : Please see TSI-2012-1008 as for maximum size of frame for single head machine.



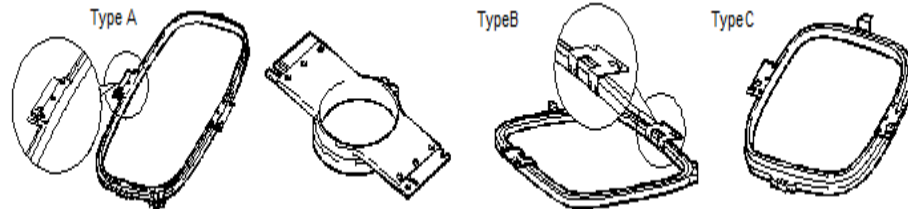
Tubular Goods Frame : TFA2

Item No.	Part No	M/C Emb-Space (X)	Inner Size(a) × (b)	Inner Height (mm)	
TFA2:500P:510*450[A]	933206100A14	500·520	480 x 419	21	TWMX-C, TFMX-C(Single head)
TFA2:500P:510*450[A]	933206900A01	500·520	480 x 419	21	TMAR-KC, TFMX-2C
TFA2:360P:510*310[A]	933206200A12	360·400	480 x 279	21	TWMX-C, TFMX-C(Single head)
TFA2:360P:510*310[A]	933206800A01	360·400	480 x 279	21	TMAR-KC,VC,TFMX-2C

Please see TTI-3762 for the details.

Tubular Goods Frames Application List(2021/10)

TFA	Internal Dimension (mm)	TMAR-KC TMEZ-KC		TFMX-IIC		TMAR-VC	TFMX-C (単頭機)	TWMX-C (WIDE)	TMBP-SC TMBR-SC TMEZ-SC	Inner height (mm)	Arm Type
		450		450		450	450	550	360		
		360	500	360	500	360	520	600	500		
933100239A14	TFA: 360P: φ 70[A]	58	○	○	○	○	○	○	○	21	A
933100439A14	TFA: 360P: φ 90[A]	78	○	○	○	○	○	○	○	21	A
933100639A14	TFA: 360P: φ 120[A]	108	○	○	○	○	○	○	○	21	A
933100839A14	TFA: 360P: φ 150[A]	136	○	○	○	○	○	○	○	21	A
933101039A14	TFA: 360P: φ 180[A]	166	○	○	○	○	○	○	○	21	A
933101239A14	TFA: 360P: φ 210[A]	196	○	○	○	○	○	○	○	21	A
933200239A23	TFA: 360P: 210×120[A]	190X102	○	○	○	○	○	○	○	21	A
933200339A23	TFA: 360P: 255×255[A]	228X228	○	○	○	○	○	○	○	21	A
933200539A22	TFA: 360P: 260×335[A]	236X309	○	○	○	○	○	○	○	10	B
933200839A23	TFA2: 360P: 340×310[A]	304X275	○	○	○	○	○	○	○	20	B
933204939A11	TFA: 360P: 255×160[A]	241X146	○	○	○	○	○	○	○	10	B
933203639A11	TFA: 360P: 395×325[A]	361X291	○	○	○	○	○	○	○	10	B
933206700A01	TFA2: 360P: 338×338[A]	310X310	○	○	○	○	○	○	○	10	B
933203939A12	TFA2: 360P: 413×239[A]	378X209	○	○	○	○	○	○	○	18	C
933204439A12	TFA2: 360P: 413×342[A]	380X314	○	○	○	○	○	○	○	10	B
933201239A33	TFA: 360P: 465×320[A]	435X286	○	○	○	○	○	○	○	10	C
933206200A12	TFA2: 360P: 510×310[A]	480X279	○	○	○	○	○	○	×	21	A
933203450A12	TFA2: 500P: 335×453[A]	300X423	×	○	×	○	×	○	○	18	C
933204750A12	TFA2: 500P: 413×467[A]	380X435	×	○	×	○	×	○	○	18	C
933206100***	TFA2: 500P: 510×450[A]	480X419	×	○	×	○	×	○	×	21	A
933206300A13	TFA2: 410×555[A]	379X525	×	×	×	×	○	○	○	21	A
933206500A13	TFA2: 610×625[A]	580X595	×	×	×	×	×	○	×	21	A
			360 Fixed	500 Fixed	360 Fixed	500 Fixed	360 Fixed	520 Fixed	600 Fixed	500 Fixed	



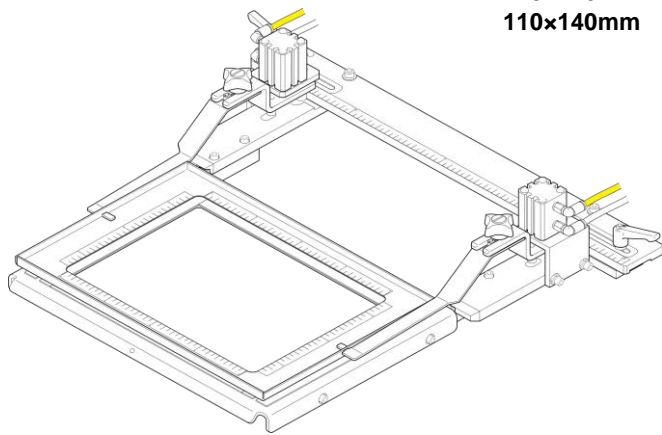
Air Type Clamp Frame2 · Pocket Frame2 {TFMX-C,TWMX-C,TMBR-SC,TMBP-SC,TMBU-SC,TMEZ-SC}

Model	Setting name by model	Part No.
TMBR-SC TMBR-SC	Air Type Clamp Frame2 · Pocket Frame2: E1/E2{S}	9W0202200S00
TWMX-C	Air Type Clamp Frame2 · Pocket Frame2: MW{S}	9W0202000S00
TFMX-C	Air Type Clamp Frame2 · Pocket Frame2: MG{S}	9W0201900S00
TUMX-C	Air Type Clamp Frame2 · Pocket Frame2: MU{S}	9W0201700S00
TMEZ-SC	Air Type Clamp Frame2 · Pocket Frame2: B1{S}	9ZJ1010A0110

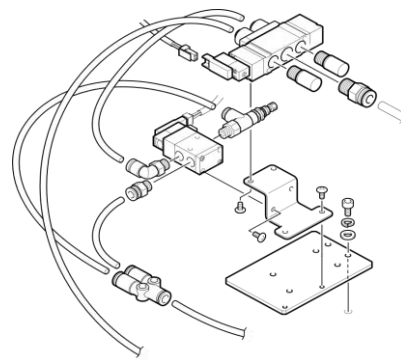
This product is sold as a set of Air Type Clamp Frame 2 and Air pocket Frame 2 with Piping/Wiring Set.
Please note that the product is not sold as a single unit.

Clamp Frame

80×120mm
110×140mm
110×140mm

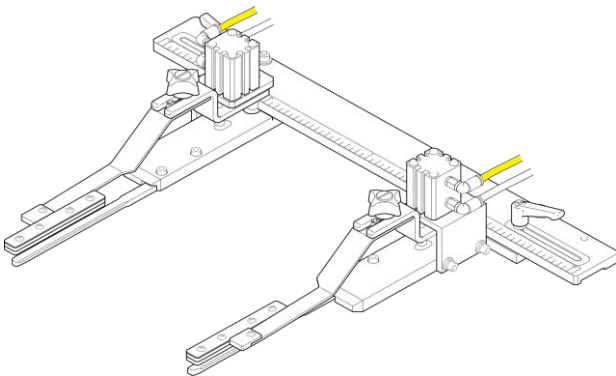


Piping /Wiring Set



Pocket Frame

Emb. space
90×30~258mm



14-1
Cap Frame Goods

Drive Ring For Cap Frame : BGWU / BGWB



Drive Ring For Cap Frame : BGWU / BGWB			
Item No.	Part No.	Remarks	
BGWU	934200500A00	For Uni-Type TCW-360/300	

Cap Frame Base For Uni-Type : BWU-02 {TMAR-VC/TFMX-IIC/TMAR-KC/TMEZ-KC}



Cap Frame Base For Uni-Type : BWU-02 {TMAR-VC/TFMX-IIC/TMAR-KC/TMEZ-KC}			
Item No.	Part No.	Remarks	
BWU - 02	999999999999	Emb-space (X)=360mm, 2 heads in a pair	
- 02	999999999999	Emb-space (X)=500mm, 2 heads in a pair	

Cap Frame Base For Uni-Type : BWU-01 {TMAR-VC (Multi-head)}			
Item No.	Part No.	Remarks	
BWU - 01	999999999999	Emb-space (X)=360mm, for 1 Head Type	

Cap Frame Base For Uni-Type : BWUX-01 {TFMX-C##01}			
Item No.	Part No.	Remarks	
BWUX - 01	999999999999	Emb-space (X)=520mm, for Single-head machine	

Cap Frame Set for Small Diameter Cylinder {TFMX- II C/TMEZ-KC/TMEZ-SC/TMAR-KC/TMBP/TMBR##01}

Cap Frame Set for Small Diameter Cylinder {TFMX- II C/TMEZ-KC/TMAR-KC}			
Item No.	Part No.	Remarks	
CAP FRAME :SMALL NUMBERED HEAD[A]	OG4320150A12		

Cap Frame Set for Small Diameter Cylinder {TMBP/TMBR/TMEZ-SC##01}			
Item No.	Part No.	Remarks	
CAP FRAME :SINGLE HEAD[A]	OG4320210A22		

Cap Frame Setting Gauge : CGWR-300

Cap Frame Gauge Ring B : CGWR-OOOB



Cap Frame Setting Gauge : CGWR-300			
Item No.	Part No.	Remarks	
CGWR - 360	934300100A12	For TCW-360/300	
- 180	934300300A12	For TCW-180/180R	

Cap Frame Gauge Ring B : CGWR-OOOB			
Item No.	Part No.	Remarks	
CGWR - 180B	OG4160140011	To change for semi-wide cap frame	
- 300B/360B	OG4160130011	To change for wide cap frame	

14-2
Cap Frame Goods

Wide Cap Frame (II / III) : TCW-000(B)



Wide Cap Frame (II / III) : TCW-000(B)

Item No.	Part No.	Remarks	M/C Emb-Space (Y) x (X)		
TCW - 360	934100100A77	Wide Cap (Adult)	75 x 360		
- 300	934100200A55	Wide Cap II (Child)	75 x 300		

Semi-Wide Cap Frame : TCW-180(R)



Semi-Wide Cap Frame : TCW-180(R)

Item No.	Part No.	Remarks	M/C Emb-Space (Y) x (X)		
TCW - 180	934100300A11	Semi-Wide Cap	83 x 180		
- 180R	934100400A11	Semi-Wide (R) Cap	83 x 180		

Pocket Frame : TPF {TFMX-C /TFMX-IIC /TMEZ-SC/TMBP-SC /TMBR-SC (Single-head)}






Pocket Frame : TPF {TMAR-KC/TMEZ-KC/TFMX-IIC/TFMX/TMBP-SC/TMBR-SC (Single-head)}

Item No.	Part No.	Remarks		
TPF - 65x100	0G7310170A01	For pocket, back and side of caps		
- 100x 75	0G7310171A01	For pocket, back and side of caps		

Note : Pocket Frame can be installed to the cylinder-type machine if only Cap Frame unit is installable.

14-3
Cap Frame Goods

COMPARISON LIST – CAP FRAME

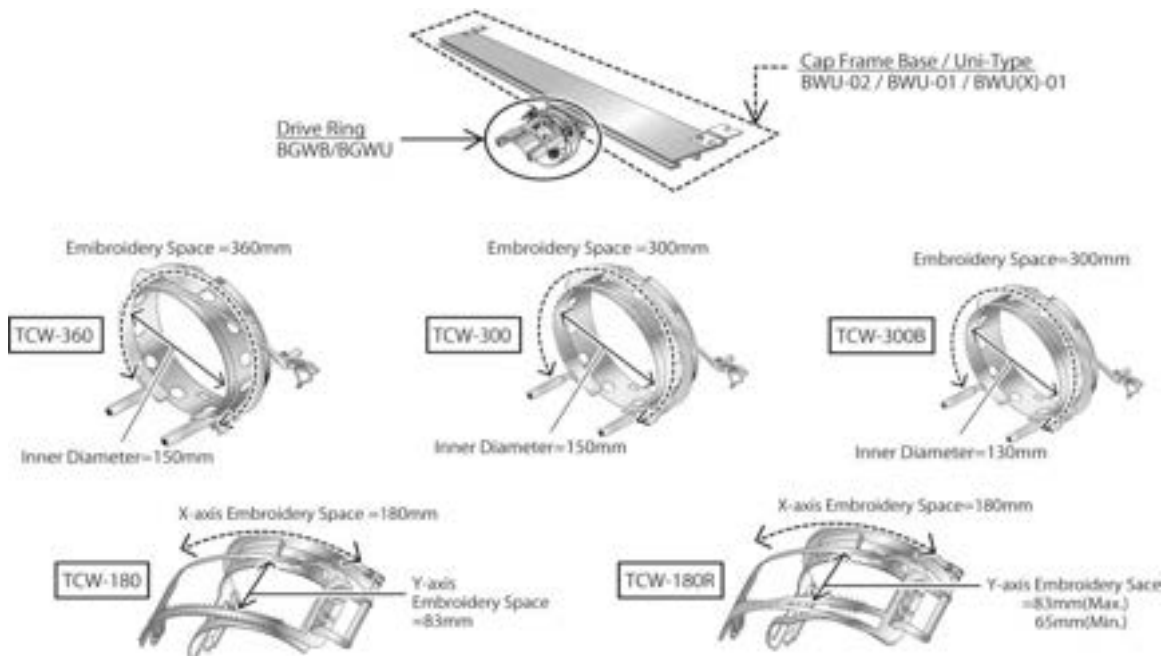
		Additional Cap frame to be used				
		Wide Cap Frame			Semi-wide Cap Frame	
						
		TCW-360			TCW-180	TCW-180R
Cap Frame you have with machine	TCW-360		TCW-300 H x 2pcs.	TCW-300B H x 2pcs. BGWB H x 1pce. CGWR-300B 1pce.	TCW-180 H x 2pcs. CGWR-180B 1pce.	TCW-180R H x 2pcs. CGWR-180B 1pce.
	TCW-300	TCW-360 H x 2pcs.		TCW-300B H x 2pcs. BGWB H x 1pce. CGWR-300B 1pce.	TCW-180 H x 2pcs. CGWR-180B 1pce.	TCW-180R H x 2pcs. CGWR-180B 1pce.
	TCW-300B	TCW-360 H x 2pcs. BGWU H x 1pce. CGWR-360B 1 pce.	TCW-300 H x 2pcs. BGWU H x 1pce. CGWR-360B 1pce.		TCW-180 H x 2pcs. BGWU H x 1pce. CGWR-180B 1pce.	TCW-180R H x 2pcs. BGWU H x 1pce. CGWR-180B 1pce.
	TCW-180	TCW-360 H x 2pcs. CGWR-360B 1pce.	TCW-300 H x 2pcs. CGWR-360B 1pce.	TCW-300B H x 2pcs. BGWB H x 1pce. CGWR-300B 1pce.		TCW-180R H x 2pcs.
	TCW-180R	TCW-360 H x 2pcs. CGWR-360B 1pce.	TCW-300 H x 2pcs. CGWR-360B 1pce.	TCW-300B H x 2pcs. BGWB H x 1pce. CGWR-300B 1pce.	TCW-180 H x 2pcs.	

Specification	TCW-360	TCW-300	TCW-300B	TCW-180	TCW-180R
Cap Frame Set for Small Diameter Cylinder (TMAR-KC/TMBP/TMBR##01 }	150	150	130		150
Cap Frame Set for Small Diameter Cylinder (TMAR-KC)	360	300	300	180	180
Embroidery space in Y	75	75	75	83	83 (at center)

14-4
Cap Frame Goods

USE OF CAP FRAMES

Size of cap (circle) in "cm"		52 and over		50 to 56	48 to 56
General Category		Cap for Adult			
Type of cap (profile)		High Mount		Normal	Low
Type of Cap Frame		Semi-wide Cap Frame		Wide Cap Frame	
Components	Cap Frame	TCW-180	TCW-180R	TCW-360	
		Refer to the bottom pictures for details of each frame types.			
	Frame Setting Gauge	CGWR-180		CGWR-360	CGWR-300
	Drive Ring	BGWU			BGWB
	Cap Frame Base / Uni-Type BWU-02, BWU-01: TMAR-VC TFMX- II C TMAR-KC TMEZ-KC BWUX-01 : TFMX-C,	BWU-02 BWU-01 BWU(X)-01			
Cap Frame Set for Small Diameter Cylinder, CAP FRAME :SMALL NUMBERED HEAD[A] , CAP FRAME :SINGLE HEAD[A], TMAR-KC/TMEZ-KC/TFMX- II C/TMBP-SC/TMBR-SC/TMEZ-SC	BWUS-02 BWUX-02				



Cylindrical Frame / Gauge & Others for Cylindrical Frame

Drive Ring For Cylindrical Frame : BCF-68



Drive Ring For Cylindrical Frame : BCF-68

Item No.	Part No.	Remarks		
BCF - 68	935300100A12			

Cylindrical Frame Base For Uni-Type : BCU(X)-OO {TFMX- II C/TMAR-KC/TMEZ-KC/TMBP/TMBR/TMEZ-SC##01}



Cylindrical Frame Base For Uni-Type : BCU(X)-OO {TFMX- II C/TMAR-KC/TMEZ-KC/TMBP/TMBR/TMEZ-SC##01}

Item No.	Part No.	Remarks		
BCU - 1 / P		1 Head Type		
- 2 / P		2 Head Type		
BCUX - 1 / 500 / 520		TWMX-C/TFMX-C##01		

P : M/C Emb-space (X)

Clamp Type Cylindrical Frame : CNP-68-25



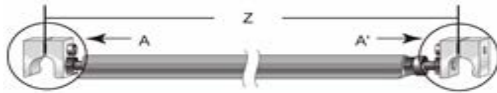
Needle Plate For Cylindrical Frame : CNP-68-25

Item No.	Part No.	Remarks		
CNP - 68 - 25	050340280S23	Ring-Style Needle Plate with a 2.5mm dia. hole.		

Note : As for the items with *, please specify Model Name & M/No. when you place an order.

Middle supporter / Middle Sash

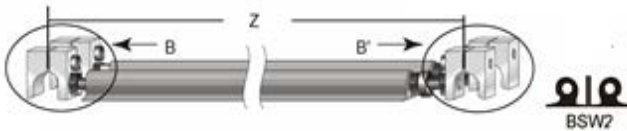
Middle Supporter : BS-000 / Middle Supporter L-Type : BSL2-000 / BSLB-000



Middle Supporter : BS-000 / Middle Supporter L-Type : BSL2-000 / BSLB-000					
Item No.		Model	Remarks		
BS	- 450C	TMBP/TMBR/TMCS/TLMX	For BFF2 Only		
	- 450D	TCMX			
	- 550C	TMBP/TMBR/TMCS/TLMX			
	- 680C	TMBP/TMBR/TMCS/TLMX			
	- 680D	TCMX			
BSL2	- 750	TMBP/TMBR//TLMX			
	- 850	TMBP/TMBR//TLMX			

Item No.	Parts No.	Model	Remarks			
BSLB	- 300[A]	0G0310100A04	TMEX-C	For BFF3 Only		
	- 360[A]	0G0310101A04	TMEX-C			
	- 450[A]	0G0310102A04	TFMX-2 / 2C			
	- 450[A]	0G0310103A04	TMBP/TMBR/TLMX			
	- 550[A]	0G0310104A04	TMBP/TMBR/TLMX			
	- 680[A]	0G0310105A04	TMBP/TMBR/TLMX			
	- 750[A]	0G0310106A04	TMBP/TMBR/TLMX			
	- 850[A]	0G0310107A04	TMBP/TMBR/TLMX			
	- 1200[A]	0G0310108A04	TCMX			
	- 1500[A]	0G0310109A04	TCMX			
	- 680[A]	0G031010AA04	TCMX			
	- 750[A]	0G031010BA04	TCMX			
	- 850[A]	0G031010CA04	TCMX			
	- 1500[A]	0G031010DA04	TCMX			
	- 1200[A]	0G031010EA04	TMBP/TMBR/TLMX			
- 550[A]	0G031010FA04	TWMX				
Fastening only (A)+(A')	930100600T00	(BS)				
	930100610T00	(BSLB)				

Middle Supporter Reinforced Type : BSW2-0000 / BSWB-0000



Middle Supporter Reinforced Type : BSW2-0000 / BSWB-0000						
Item No.	Length (Z)	Model	Remarks			
BSW2	- 950	TMCP/TMCR/TMCS/TLMX	For BFF2 Only			
	- 1000					1,043
	- 1200					1,243
	- 1500					1,543
BSWB	- 950	TMCP/TMCR/TMCS/TLMX	For BFF3 Only			
	- 1000					1,043
	- 1200					1,243
	- 1500					1,543

Item No.	Parts No.	Model	Remarks		
BSWB	- 1000[A]	0G0310081A06	TMCP/TMCR/TLMX	For BFF3 Only	
	- 1200[A]	0G0310082A05	TMCP/TMCR/TLMX		
	- 1500[A]	0G0310084A08	TMCP/TMCR/TLMX		
	- 1200[A]	0G0310088A04	TMCP/TMCR/TLMX		